

Head Office

2968-2, Ishikawa-machi, Hachioji-city,
Tokyo 192-0032, Japan
TEL: +81(0)42-642-1701 FAX: +81(0)42-642-1821

International Sales and Marketing

4, Higashi-Nakanuki-machi, Tsuchiura-city,
Ibaraki 300-0006, Japan
TEL: +81(0)29-831-1240 FAX: +81(0)29-831-1461

Germany / Accretech (Europe) GmbH

Head Office
Landsberger Str. 396, D-81241 Munich, Germany
TEL: +49(0)89-546788-0 FAX: +49 (0)89-546788-10

Brasil / Accretech do Brasil Ltda.

77 Room, 7th Floor, Rua Nove de Julho 72
Santo Amaro, Sao Paulo 04739-010, Brazil
TEL: +55(0)11-3360-9531

Korea / Accretech Korea Co., Ltd.

Head Office / Seongnam
(3F, Fine Venture Bldg., Yatap-dong)
41, Seongnam-daero 925 beon-gil, Bundang-gu,
Seongnam-si, Gyeonggi-do, 463-828, Korea
TEL: +82(0)31-786-4000 FAX: +82(0)31-786-4090

Ulsan Office

(1F 841-8, Myeongchon-dong)
30, Myeongchon 7-gil, Buk-gu, Ulsan, 683-390, Korea
TEL: +82(0)52-268-2136 FAX: +82(0)52-268-2137

China / Accretech (China) Co., Ltd.

Head Office / Shanghai
Room 2101C, No 1077, Zuchongzhi Road,
Pudong New Area, Shanghai, China, 201203
TEL: +86(0)21-3887-0801 FAX: +86(0)21-3887-0805

Thailand / Tokyo Seimitsu (Thailand) Co., Ltd.

HQ & Metrology
2/3 Moo 14, Bangna Tower B 1st floor, Bangna-Trad Rd,
K.M. 6.5, Bangkaew, **鼎盛科技/WWW.HI-TOP.COM.TW** Thailand
TEL: +66-2-751-9573 **email:cnc@hi-top.com.tw**
m:0925-622-111

Vietnam / Accretech

Hanoi Representative Office
356 room, 6th Floor, Office Building, 85 Nguyen Du St,
Hai Ba Truong Dist, Hanoi, Vietnam
TEL: +84-4-3941-3309 FAX: +84-4-3941-3310

Ho Chi Minh Office


Room 1101-1102, 11th Floor, Broadcast Office building,
343 Dien Bien Phu Street, Ward,15, Binh Thanh District,
Ho Chi Minh City, Vietnam
TEL: +84-8-3512-6760 FAX: +84-4-3941-3310

Indonesia / PT Accretech Indonesia

Komplek Rukan Cikarang Square Block D No.68
JL. Raya Cikarang-Cibarusah KM 40 No.1 Cikarang
Bekasi 17530, Indonesia
TEL: +62(0)21-2961-2375 FAX: +62(0)21-2961-2376

Taiwan / Accretech (Taiwan) Co., Ltd.

Metrology Division
2F., No.199, Zhonghe St., Zhubei City,
Hsinchu County 30267, Taiwan (R.O.C)
TEL: +886(0)3-5531300 FAX: +886(0)3-5531319



We reserve the right to change the contents of this catalog,
including product specifications, without notice when products are updated.

Some of our products shall be controlled by the Foreign Exchange and Foreign Trade Act,
and required an export license by the Japanese Government.
Regarding exporting the products and/or providing a non-resident with technologies,
please consult Tokyo Seimitsu.

<http://www.accretech.jp/>



RONDCOM NEX Rs

ENGLISH

NEW

Roundness and Cylindrical Profile
Measuring Instruments

RONDCOM NEX Rs



TOKYO SEIMITSU

High accuracy roundness and roughness measuring machine

RONDCOM NEX Rs

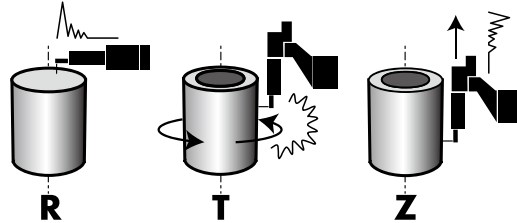
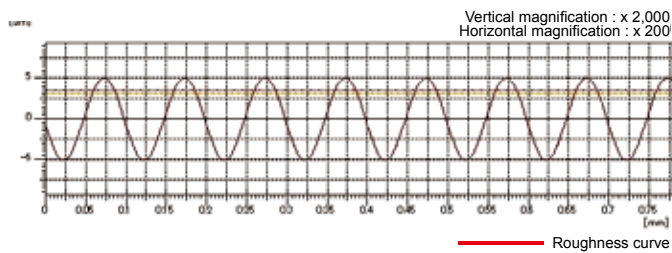
It responds to high-precision of parts by downsizing work,
and realizes top class rotation accuracy $0.02 + 3.2 \text{ H}/10000 \text{ } \mu\text{m}$.

High accuracy roughness measurement

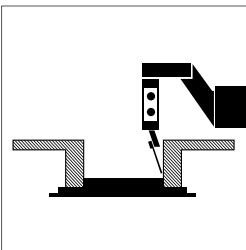
Achieve high accuracy roughness measurement
in R-axis, T-axis and Z-axis.



Measurement example)
R axis direct operated roughness measurement (roughness specimen)



RONDCOM NEX Rs



Offset type detector holder **PATENTED**

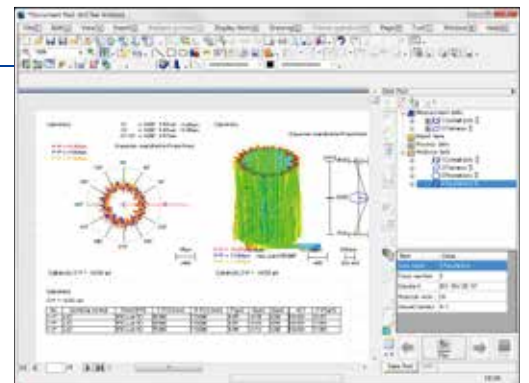
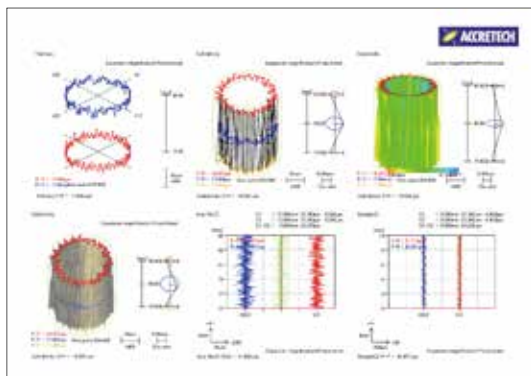
Various workpieces can be measured easily without interference
from the R-axis arm. You can switch between outside diameter
measurement
and top flatness measurement just by tilting the detector holder.

Software



Integrated Analysis Software ACCTee

New Measurement Style with New Concept

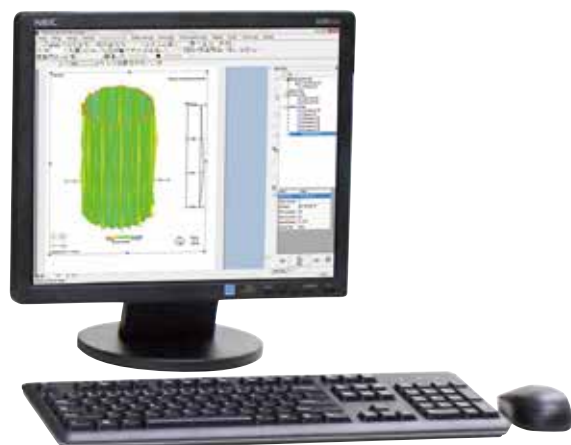



Easy-to-Use Interface for Leading-Edge Operability

ACCTee is equipped with a Windows style user
interface that is easy for anyone to understand and
use. User-friendly and intuitive icons
guide you through a series of operations from
measurement to the printing of analysis results.

Lead twist measurement (Optional)

Measure cylindrical shaft's periodic and fine twist structure. An analysis is available by visualizing the twist structure.



Offset type CNC detector holder (Optional) **PATENTED**

Detector positioning for ID/OD measurements, top/under/ tapered surfaces measurements, and so on can be controlled automatically. The same detector is used with all standard type instruments and is also available after upgrades. Once you have both a standard model and the CNC holder model, maintenance costs are reduced.



Specifications

Model		RONDCOM NEX
Measuring system		CNC and manual
Measuring range	Max. measuring diameter	Φ 300 mm
	Up/down feed range (Z-axis)	300 mm
	Radial feed range (R-axis)	180 mm
	Max. loading diameter	Φ 580 mm
	Max.measuring height	300 mm
Rotation accuracy	Radial direction H: Measuring height (mm)	(0.02 + 3.2 H/10,000) μm (Gaussian 15 UPR)
	Axis direction R: Measuring radius (mm)	(0.02 + 3.2 R/10,000) μm (Gaussian 15 UPR)
Straightness accuracy	Up/down direction (Z-axis)	0.10 μm/100 mm 0.15 μm/300 mm
	Radial direction (R-axis)	0.7 μm/180 mm
Parallelism accuracy	Up/down direction (Z-axis)	0.7 μm/300 mm
Perpendicularity accuracy	Radial direction (R-axis)	1.0 μm/150 mm
Move speed	Rotation speed (T-axis)	Max: 20/min 1 to 10/min(Rotational measurement) 0.01 to 1/min(Roughness measurement)
	Up/down direction speed (Z-axis)	Max: 60 mm/s 0.5 to 10 mm/s (Rectilinear measurement) 0.1 to 1.5 mm/min (Roughness measurement)
	Radial direction speed (R-axis)	Max 30 mm / s 0.5 to 10 mm/s (Rectilinear measurement) 0.1 to 1.5 mm/min (Roughness measurement)
Rotary table	Table outside diameter	Φ 235 mm
	Adjustment range of centering/tilting	±5 mm/±1°
Max. load capacity		300 N
Measuring range		±1000 μm, ±200 μm
Special function		Offset type CNC detector holder (Optional)
Other	Power supply (Voltage to be specified)	AC 100 V to 240 V, 50/60 Hz (Grounding required)
	Air consumption volume	30 NL/min
	Installation dimensions (W x D x H) mm	720 (W) x 580 (D) x 895 (H)
	Weight (except options)	180 kg